



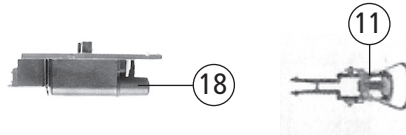
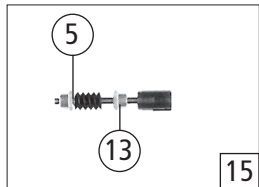





Pos. Nr. Pos. no.	Beschreibung Description	Art.-Nr. Art. no.	Preisgruppe Price bracket
1	Stromabnehmer Pantograph	85429	39
2	Platine kpl. Printed circuit ass.	126558	45
3	Stützisolator Insulator	88001	2
4	Trennschalter Breaker	88005	2
5	Isolator Insulator	88009	2
6	Druckluftschalter grau-braun Pressure air switch grey-brown	88024	3
7	Antenne Antenna	88030	4
8	Isolator mit Loch Insulator with hole	88150	3
9	Lokführer blau Driver	89727	5
10	Seitenfenster Side window	92591	4
11	Leuchtstabsatz Light transmission bar set	92602	15
12	Führerstand Drivers cab	100456	6
13	Brückenstecker Connector	100644	7
14	Drahtlampe T1 16V/30mA Light bulb T1 16V/30mA	109321	10
15	Puffer Buffer	115854	2
16	Kontaktfeder Contact spring	116876	2
17	Lampenabdeckung Light cover	109812	3
18	Führerstandsblende Drivers cab frame	109813	4
19	Senkantrieb Holst mechanism	112659	3
20	Schraube M 2x6 Screw M 2x6	85672	2
21	GF - Schraube M 2x5 GF - Screw M 2x5	114966	2
22	Stirnfenster Front window	129234	6
23	Dachaufsatz Roof top	100463	8
24	Lüfterblende Airing cover	100467	5
25	Dachleitungssatz Roof wire set	100457	12
26	Bohle Vierkantzapfen ohne Puffer Deal with pivot housing without buffer	115853	2
27	Gehäuse komplett Betr.nr.151 134-4 Body assembly loco no.151 134-4	129233	73

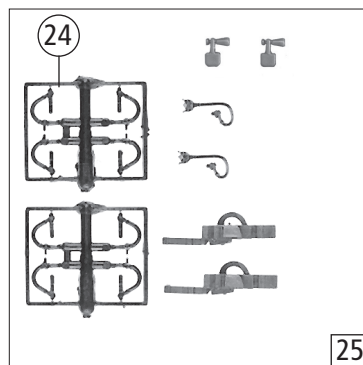


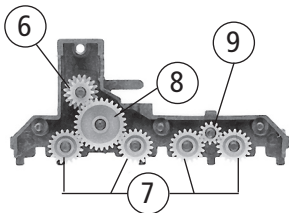
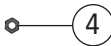
Änderungen in Konstruktion und Ausführung vorbehalten  
We reserve the right to change the construction and specification



Einbau Art.85060  
Montageschritte:  
F1 nach der dem  
Ersatzmotor  
beiliegenden  
Anleitung  
durchführen.



27 o. Abb. / no ill.  
Radkontaktsatz links u. rechts  
Wheelcontact set left a. right



Pos. Nr. Pos.no.	Beschreibung Description	Art.-Nr. Art.no.	Preisgruppe Price bracket
1	Haftrings.10Stk.12,9-14,6mm Set with traction tires 10 pieces	40070	---
2	Motor Motor	85060	57
3	Schraube M1,6x10 Screw M1,6x10	85746	2
4	Mutter M1,6 Nut M1,6	86004	2
5	Beilagscheibe Washer	86108	2
6	Zahnrad Z=19/14 M-0.4 Gear Z=19/14 M-0.4	86416	3
7	Zahnrad Z=19/M-0.4 Gear Z=19/M-0.4	86417	2
8	Zahnrad Z=29/M-0.4 Gear Z=29/M-0.4	86467	2
9	Zahnrad Z=12/M-0.4 Gear Z=12/M-0.4	86470	2
10	Kardanschale kurz 1,5mm Cardan bearing short 1,5mm	87129	3
11	Standardkupplung komplett Coupling standard assembly	89246	5
12	Gummibettung Rubber embedding	89728	3
13	Lager für Schneckenachse Bearing for worm axle	89749	6
14	Inneneinrichtungssatz Interior set	95164	5
15	Schneckensatz Worm set	100453	24
16	Grundrahmen Main frame	101995	30
17	Distanzplättchen Spacer	106116	2
18	Lok-Boden Loco bottom	100450	6
19	Kardanwelle Cardan Shaft	109804	2
20	Getriebebesatz Gear part set	100460	20
21	Getriebeboden Gear bottom	100466	10
22	Radsatz mit Haftringen Wheelset with traction tires	100461	20
23	Radsatz ohne Haftring Wheelset without traction tire	100462	18
24	Bremsschlauchsatz Air-brake hose	115698	3
25	Zurüstbeutel Bag with accessories	116478	28
26	Drehgestellblende Bogie frame	100459	25
27	Radkontaktsatz links u. rechts o.Abb. Wheelcontact set left a. right no ill.	110106	7

Ersatzteile erhalten Sie bei Ihrem Fachhändler, oder Ihrer Landesvertretung:  
You can order your Replacement Parts at your local dealer, your country representative: